

# California State Parks PORTS Distance Learning Program 2010/2011 School Year Statistical Report

## INTRODUCTION

PORTS is a distance interpretation and education program developed as a collaborative effort between public schools and California State Parks. This program uses the power of videoconferencing and California's K-12 High Speed Network (HSN) to deliver academic content standards-based programs in the context of California State Parks. PORTS is coordinated by the Interpretation and Education Division. Individual PORTS distance learning sites are operated by the seven participating state park districts.

This report includes statistics from the 2010/2011 school year, the sixth school year since the inception of PORTS. Through the use of an online tracking system PORTS staff has compiled statistics for the 2010/2011 school year. All statistics are approximate.

## ANNUAL STATEWIDE STATISTICS

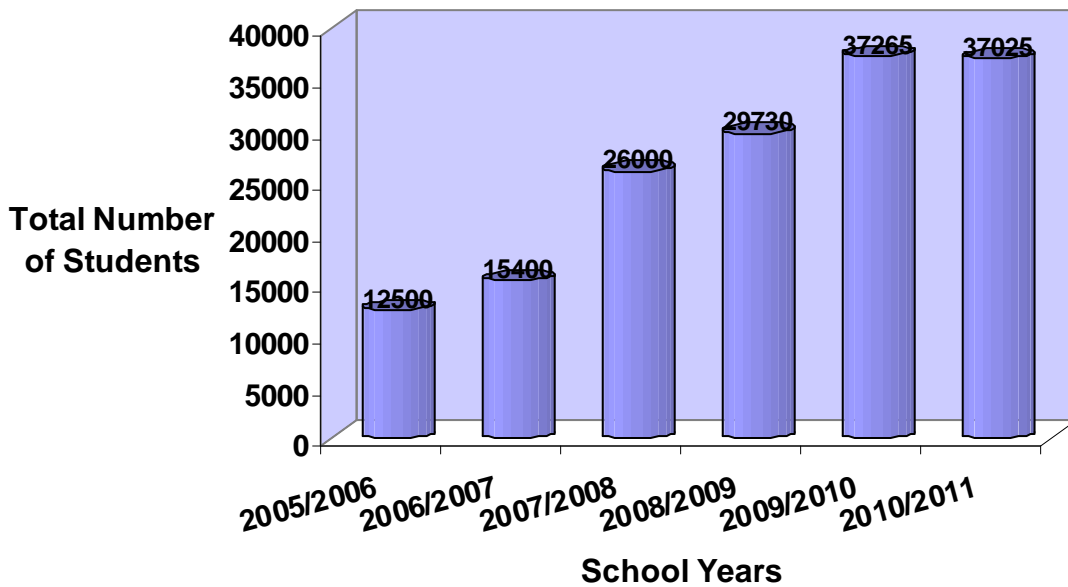
**2010/2011 Total Number of Students** (average of 31 students/class)  
37,025

**2010/2011 Total Number of Programs** (one class period per interpretive program)  
1,185

### Annual Comparison of Program Numbers

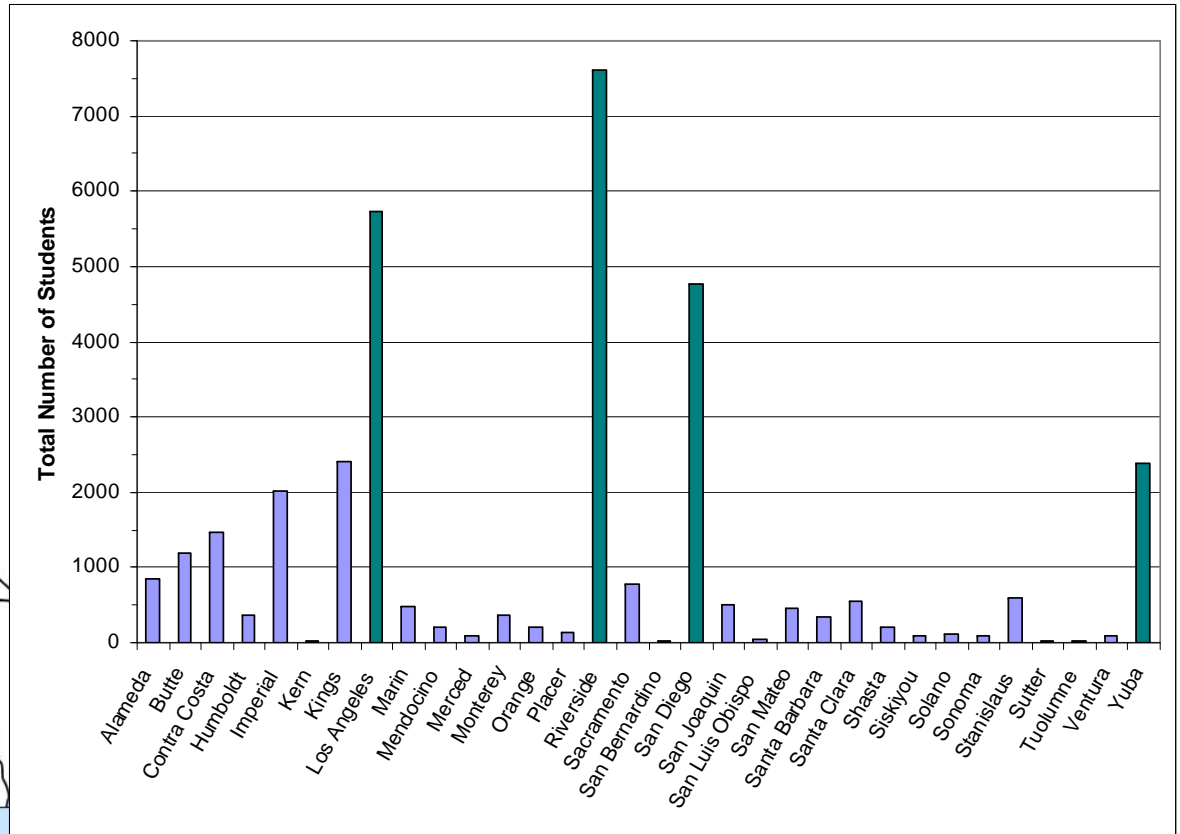
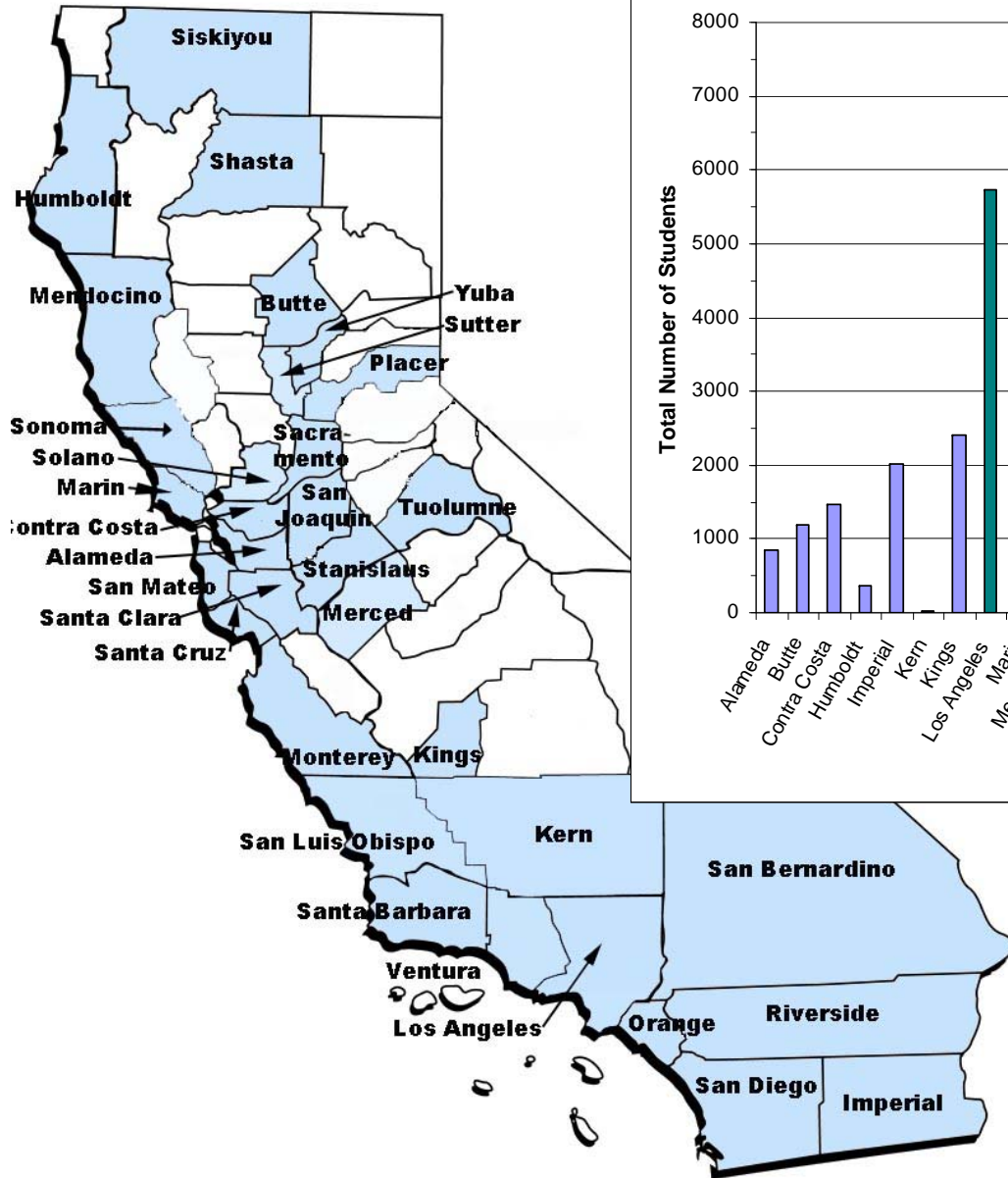
2005/2006	375
2006/2007	460
2007/2008	910
2008/2009	1,000
2009/2010	1,185

### Annual Comparison of Student Numbers



**PARTICIPATING COUNTIES**

The PORTS Distance Learning Program focuses on California’s K-12 educational community. During the 2010/2011 school year PORTS programs were delivered to schools in 32 of the 58 California counties.



## CALIFORNIA SCHOOL DISTRICTS

PORTS served 79 school districts in 2009/2010. For the 2010/2011 school year 87 California school districts participated. The return rate for school districts for the 2010/2011 school year is 62%. Twenty-three school districts were brand new to PORTS this year.

Anderson Valley Unified School District	Martinez Unified School District
Arcata School District	McKinleyville Union Elementary School District
Armona Union School District	Mendocino County Office of Education
Barack Obama Charter	Menifee Union Elementary School District
Berryessa Union School District	Modesto City Schools Districts
Borrego Springs Unified School District	Monterey Peninsula Unified School District
Brawley Elementary School District	Novato Unified School District
Butte COE	Oakland Archdiocese
Cardiff School District	Orange Unified School District
Carlsbad Unified School District	Oroville City Elementary District
Castro Valley Unified School District	Oroville Union High School District
Central Union Elementary School District	Pacific Union Elementary School District
Chico Unified School District	Palermo Union School District
Cinnabar Elementary School District	Panama Buena Vista Union Elementary School District
Colton Joint Unified School District	Patterson Joint Unified School District
Columbia Elementary School District	Perris Elementary School District
Conejo Valley Unified School District	Pioneer Union Elementary School District
Culver City Unified School District	Pleasanton Unified School District
Del Mar Union School District	Poway Unified School District
Desert Sands Unified School District	Rancho Santiago Community College School District
El Centro School District	Redwood City Elementary School District
Elk Grove Unified School District	Ripon Unified School District
Empire Union School District	Riverside Unified School District
Encinitas Union School District	Rocklin Unified School District
Fairfield-Suisun Unified School District	Roseville City Elementary School District
Fallbrook Union Elementary School District	Ross School District
Fieldbrook Elementary School District	Sacramento City Unified School District
Fremont Unified School District	San Diego City Schools
Hanford Elementary School District	San Juan Unified School District
Hawthorne School District	San Luis Coastal Unified School District
Holtville Unified School District	San Marcos Unified School District
Humboldt County Office of Education	San Ramon Valley Unified School District
Jamestown	Santa Clara Unified School District
Jurupa Unified School District	Santee School District
Kentfield School District	Saugus Union School District
Kings River-Hardwick Joint Union School District	Scotts Valley Unified School District
Lafayette School District	Stockton City Unified School District
Laytonville Unified School District	Temecula Valley Unified School District
Lemoore Union Elementary School District	Vista Unified School District
Livermore Valley Joint Unified School District	Walnut Creek School District
Lompoc Unified School District	Wheatland Elementary School District
Los Angeles Unified School District	Wilsona Elementary School District
Los Banos Unified School District	Yuba City Unified School District
Manzanita Elementary School District	

**STATES OUTSIDE OF CALIFORNIA**

During the 2010/2011 school year PORTS programs were delivered to 2,830 students in nine states across the country. In the 2009/2010 school year 4,570 out-of-state students participated. We are continuing to lower the program offerings to out-of-state schools as the demand for PORTS programs by California schools continues to increase and our resources are decreasing due to budget cuts.

These are the states that participated in 2010/2011:

Arizona  
Indiana  
Maryland  
Michigan  
New York

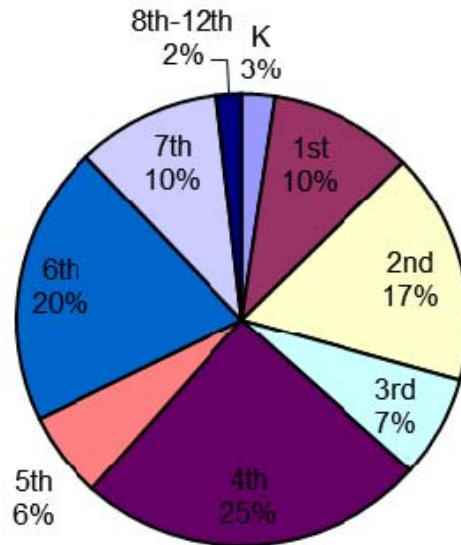
Ohio  
Pennsylvania  
Virginia  
West Virginia

**PARTICIPATING TITLE I SCHOOL STATISTICS**

A total of 157 individual schools participated in PORTS programs in the 2010/2011 school year. Of the 157 schools, 99 qualified as Title I schools as defined by federal standards. More than sixty percent of PORTS programs were delivered to Title I schools.

**STUDENT BY GRADE LEVEL**

PORTS programs served all K-12 grade levels during the 2010/2011 school year. The majority of the students served were in grade levels first through seventh.



**PORTS DISTANCE LEARNING SITE STATISTICS**

For the 2010/2011 school year PORTS programs were delivered from five individual distance learning sites and one pilot distance learning site (Hearst Castle).

**Students per PORTS Distance Learning Site**

	<b>2005/2006</b>	<b>2006/2007</b>	<b>2007/2008</b>	<b>2008/2009</b>	<b>2009/2010</b>	<b>2010/2011</b>
Anza-Borrego	5,400	7,446	8,390	8,750	7,360	8,840
Seacliff	5,550	5,030	6,170	9,220	9,570	8,860
Crystal Cove	1,100	2,103	5,510	5,750	7,440	7,375
State Capitol*	255	490	1,310	2,820	4,300	0
Columbia	0	0	980	2,140	2,940	3,535
North Coast Redwoods	0	0	0	740	5,360	6,760
Hearst Castle	0	0	0	0	290	1,435

\*The State Capitol did not offer programs this school year due to the inability to fill the PORTS Interpreter position.

**Anza-Borrego Desert Summary**

The Anza-Borrego Distance Learning Program was delivered using a chroma-key studio housed at the Stout Research Center inside ABDSP. This program was in full operation and delivered by a State Park Interpreter I, Permanent Intermittent. The funding for this position and program is primarily through the Anza-Borrego Desert Foundation. This year the Anza-Borrego PORTS Program delivered presentations to over 8,700 students.

Some highlights for Anza-Borrego Desert PORTS include:

- Piloting of 2<sup>nd</sup> grade multi-point “Fossils” programs.
- Presentation of the Anza-Borrego PORTS Program at NAI Conference, November 2010.

**Crystal Cove Summary**

The Crystal Cove Distance Learning Program continues to use the “EduGator” roving videoconference vehicle. The program was in operation three days a week (Tuesday-Thursday) and is staffed by a State Park Interpreter I, Permanent Intermittent. The funding for this position and program is primarily through District Funds. This year the Crystal Cove PORTS Program delivered presentations to approximately 7,400 students.

Highlights from this year include:

- Receipt of \$20,000 from a K-12 High Speed Network grant for equipment upgrades and maintenance.
- Purchase of High-definition Underwater Camera.
- Receipt of “Best of California” award for “Best Wireless Project” from the Center for Digital Government.

### **California State Capitol Summary**

The State Capitol did not offer programs this school year due to the inability to fill the PORTS Interpreter position. Efforts were made to begin delivering programs in the spring to 3,500 students but these programs had to be cancelled.

### **Columbia Summary**

The Columbia PORTS Program partnered with Cassina Continuation High School for a fifth year to use their green screen studio. Programs were delivered one day a week by a State Park Interpreter I. This school year the Columbia PORTS Program delivered programs to approximately 3,535 students.

Some highlights of the school year for Columbia include:

- Receipt of \$130,000 from a K-12 High Speed Network grant equipment purchase and staffing of a green screen studio and mobile PORTS vehicle at the state park.
- In June, Central Valley District and PORTS staff set-up the green screen studio. Programs will still be delivered one day a week from Cassina Continuation High School, but the studio will allow more flexibility for program scheduling once a second Interpreter I position is exempted from the hiring freeze.
- In partnership with CSU Sacramento History Education Department a history teacher intern will be developing a 3<sup>rd</sup> grade unit of study on Gold Rush communities during the summer. The third grade unit and videoconference program will only be offered in the Fall.

### **Hearst Castle Summary**

In its first year of operation, the Hearst San Simeon State Historic Monument (Hearst Castle) Distance Learning Program delivered videoconference programs solely from a studio using chroma-key technology. A State Park Interpreter I, Permanent-Intermittent provided pilot programs three days a week. Forty school programs were delivered, serving 1219 students, and 9 professional development or conference presentations were made throughout the year.

Some highlights of the school year for Hearst Castle include:

- Programs were predominately delivered to 6<sup>th</sup> grade students focusing on Ancient Civilizations.
- Early in the school year the faulty high definition Polycom VSX7000 video conference machine was replaced under warranty and is in good operating order.
- The bandwidth issue has been reconciled thanks to the work of Hearst Castle, California State Parks IT, and San Luis Obispo County Office of Education technology representatives. A new, PORTS-dedicated, T-1 line was connected, allowing full access to the K20 High Speed Network.
- The Online Unit of Study is close to completion and will be available on the PORTS website by Fall.

### **North Coast Redwoods Summary**

In its second full year of operation, the North Coast Redwoods Distance Learning Studio delivered programs to approximately 6,760 students. The program was in operation five days a week and staffed by a Park Interpretive Specialist.

Some highlights for North Coast Redwoods include:

- Humboldt County Office of Education curriculum specialists, North Coast Redwoods District staff and PORTS staff developed a 3rd grade unit of study on salmon.
- Approximately 25 teachers and 600 students participated in the pilot of the Salmon unit of study.
- Wildlife camera video footage and time lapse video clips of habitat restoration were incorporated into the Redwood Ecology and Salmon videoconference programs.

### **Seacliff Summary**

The Seacliff Distance Learning Studio solely delivered videoconference programs using chroma-key technology. The studio was in operation three days a week and staffed by a Senior Park Aide. This school year approximately 8,860 students received interpretive programs delivered from the Seacliff Distance Learning Studio.

Some highlights of the school year for Seacliff include:

- A High-Definition videoconference machine on loan from Polycom was installed in the studio.
- Work began on revising and updating the Elephant Seal unit of study.

### **Baldwin Hills Scenic Overlook**

The process of creating a Baldwin Hills Scenic Overlook (BHSO) Distance Learning Program started in September 2010. This program will be primarily delivered from a chroma-key studio housed inside the visitor center. This program will also have the ability to videoconference from anywhere in the park using an electric cart and wireless mesh network. The 5<sup>th</sup> Grade Unit of Study is currently being written and will focus on weather and climate. The BHSO PORTS Program should be in full operation by Fall 2011. A State Park Interpreter I, Permanent Intermittent was hired to deliver the programs in February 2011. This program is funded through a three-year grant from the Toyota Foundation and the money is being administered by the California State Parks Foundation.

### **CONFERENCE/PROFESSIONAL DEVELOPMENT TRAININGS**

Delivering in-depth demonstrations for teacher during in-school professional development trainings and educational conferences continues to be the primary outreach for the PORTS Program. This school year PORTS Staff delivered approximately 26 professional development trainings to 700 teachers and school administrators. PORTS staff presented at 15 educational conferences throughout the state.

### **PRESS and AWARDS**

PORTS is engaged in social media on Facebook. The PORTS Facebook page is a media tool that helps keep followers abreast of current events with the PORTS Program and is a means of soliciting input from friends and colleagues. Find us on Facebook at <http://www.facebook.com/#!/pages/California-State-Parks-PORTS-Distance-Learning-Program/197247705677>.

The PORTS Program uses the website [www.delicious.com](http://www.delicious.com) to catalog their news and web media coverage. You can see all the bookmarks at <http://delicious.com/PORTSPROGRAM>.

There was multiple media coverage of the Riverside Unified School District acceptance of a grant from the Target Foundation to fund the implementation of videoconference equipment in the schools and participation in PORTS.

Center for Digital Government  
Best of California—Best Wireless Application  
April , 2011

### **EQUIPMENT LOAN PROGRAM**

While we continue to loan videoconference equipment to schools we are reducing the level of this service to schools due to budget cuts and travel restrictions. There are also more affordable alternatives for videoconference machines allowing more schools to purchase the equipment.

### **PORTS TEACHER SURVEY**

The Department uses a standardized School Group Program Evaluation (SGPE) for school group interpretive programs throughout the state. Given the unique nature of the PORTS program, PORTS staff created a hybrid school group evaluation, which incorporates many of the key questions on the standard SGPE along with new questions that better serve the needs of the PORTS program. The online PORTS Teacher Survey was sent out in the Fall and Spring to a total of 430 individuals, including teachers, instructional technology coordinators, administrators, etc. Approximately 37% responded to the survey.

The questions on the Teacher Survey examine the program's overall usability; the relevance of its instructional materials; the effectiveness of its live presenters; and the technology tools and infrastructure in increasing student knowledge and appreciation of resources protected by California State Parks. The Teacher Survey used a report card-style grading system (A-F).

A overall summary of the Teacher Survey:

- Overall program experience: 87% A
- 56% used the PORTS online lessons—overall grade: 57% A
- Overall videoconference experience: 83% A
- Scheduling process and logistics: 81% A
- 54% were able to take their class on a field trip, 28% visited a state park including:

Crystal Cove SP  
Torrey Pines SR  
Great Valley Grasslands SP  
Point Lobos SR  
Anza-Borrego Desert SP  
Marshall Gold Discovery  
SHM

Natural Bridges SB  
Salton Sea SRA  
San Juan Bautista SHP  
Empire Mine SHP  
Richardson Grove SP  
California State Capitol  
Museum

California State Museum  
Columbia SHP  
Fort Tejon SHP  
Ano Nuevo SR  
Folsom Powerhouse SHP

### **Summary**

In the 2010/2011 school year PORTS continued to maintain its status within the public education community as a quality educational program and was able to expand to a number of new school districts. However, despite adding Hearst Castle as a PORTS site, classroom numbers did not increase as expected this year due to the fact that programs were not offered



from the California State Capitol Museum. This was due to staff shortages as a result of budget reductions. Also, a few PORTS sites had to decrease the number of days they offered programs due to reduced funding.

A few notable occurrences during the 2010/2011 school year were:

- Work began on building a PORTS program at Baldwin Hills Scenic Overlook, and expanding programs and technology at Crystal Cove SP and Columbia SHP.
- Partnerships continued to be a major factor in the success of PORTS. One example of how partnerships benefit both California State Parks and the educational community involved Toyota Foundation funding that allowed us to provide professional development sessions for schools and the distribution of 100 videoconference units to teachers in the Los Angeles area.
- The turnover of staffing for the Central California PORTS Program Coordinator position renewed and expanded our efforts to serve the Central Valley educational community and improve our presence in this critical region.
- Feedback received formally from the educational community via the Teacher Survey and informally through daily contact with teachers, administrators, and technology educational professionals continues to be overwhelmingly supportive and positive.

### **Looking Forward**

The unclear budget situation and how it will affect both the district and Interpretation Division staffing makes planning the future of PORTS very difficult. However, in the absence of any word to the contrary, PORTS plans to continue to offer high-quality educational programs in the 2011/2012 school year. Hearst Castle and Baldwin Hills are expected to be operational by Fall 2011. PORTS will continue to work with park districts to garner and provide necessary support for each PORTS site to provide the highest level and quality of programming possible. While funding cuts will not allow in-person training this coming year PORTS training will be offered through videoconferencing to PORTS Interpreters throughout the year. We hope to provide programs for more than 40,000 students in the 2011/2012 school year.